



PE2G4BPI80 Bypass Adapter

Quad Port Copper Gigabit Ethernet PCI Express Bypass Server Adapter Intel® 82580EB Based

Product Description

Silicom's Quad Port Copper Gigabit Ethernet PCI Express Bypass server adapter is a PCI-Express X4 network interface card that contains four ports on a PCI-E adapter.

Silicom's Quad Port Gigabit Ethernet Bypass server adapter supports Normal, Disconnect and Bypass modes. In Normal mode, the ports are independent interfaces.

In Bypass mode, all packets received from one port are transmitted to adjacent port. In Disconnect mode, the adapter simulates switch / rout cable disconnection. In Bypass mode, the connections of the Ethernet ports are disconnected from the system and switched over to the other port to create a crossed connection loop-back between the Ethernet ports. Hence, in bypass mode all packets received from one port are transmitted to the adjacent port and vice versa.

This feature enables to bypass a failed system and provides maximum up time for the network. In Disconnect mode, the adapter simulates switch / router cable disconnection. In Disconnect mode, the switch / router does not detect link partner of the adapter.

Silicom's Quad Port Copper Gigabit Ethernet PCI Express Bypass server adapters include an on board WDT (Watch Dog Timer) controller. The adapter's software drivers or software application can write commands to the on board WDT controller.

The adapter's software drivers, WDT controller and the Bypass circuitry provide an interface that control and manage the mode of the adapter. Silicom's Quad Port Copper Gigabit Ethernet PCI Express Bypass server adapters are based on Intel 82580EB Ethernet controller.

Key Features

Bypass:

- Bypass / Disconnect Ethernet ports on Power Fail, System Hangs or Software Application Hangs
- Software programmable Bypass, Disconnect or Normal Mode
- On Board Watch Dog Timer (WDT) Controller
- Software programmable time out interval
- Software Programmable WDT Enable / Disable counter
- Software programmable Bypass Capability Enable / Disable
- Software Programmable Disconnect Capability Enable / Disable
- Software Programmable mode (Bypass, Normal or Disconnect mode) at Power up

- Software Programmable mode (Bypass, Normal mode) at Power off
- Independent Bypass operation in every two ports

Copper Gigabit Ethernet 1000Base-T :

- Independently copper Gigabit Ethernet channels support four Gigabit Ethernet (1000Base-T), Fast Ethernet (100Base-Tx) and Ethernet (10Base-T)
- Triple speed 1000Mbps (1000Base-T), 100 Mbps (100Base-Tx) and 10 Mbps (100Base-T) operation
- Nway auto negotiation automatic sensing and switching between 1Gbps full duplex and 100 / 10 Mbps operations Simplex or Full Duplex
- RJ-45 female connectors

Performance Features:

- PCI Express v2.0 (5GT/s) , X4
- Intel I/O acceleration technology v3.0
- Direct Cache Access
- UDP, TCP and IP checksum offload
- UDP and TCP transmit segmentation offload (TSO)
- SCTP receive and transmit checksum offload

Virtualization Ready:

- Queues per port: 8 TX and 8 RX queues
- Support up to 8 VMs per port (1 queue allocated to each VM)

Technical Specifications

Bypass Specifications	
WDT Interval (Software Programmable):	3,276,800 mSec (3,276.8 Sec): Maximum 100 mSec (0.1 Sec) : Minimum WDT Interval = (2^wdt_interval_parameter)*(0.1) sec. wdt_interval_parameter: { Valid Range: 0-15}
Copper Gigabit Ethernet Technical Specifications – (1000Base-T) Adapters:	
IEEE Standard / Network topology:	Gigabit Ethernet, 1000Base-T Fast Ethernet, 100Base-TX Ethernet, 10Base-T
Full duplex / Simplex:	Support both Simplex & Full duplex operation in all operating speeds

Auto negotiation:	Auto-negotiation between Full duplex and simplex operations and between 10Mb/s 100Mb/s speeds and duplex 1000Mb/s.
Data Transfer Rate:	1000 Mb/s, 100 Mb/s and 10 Mb/s in simplex mode per port. 2000Mb/s 200 and 20 Mb/s in full duplex mode per port
Cables and Operating distance:	10Base-T Category 3, 4, or 5 maximum 50m * 100Base-Tx Category 5 maximum 50m * 1000Base-T Category 5E maximum 50m * *Theoretical Distance – Defined as half a distance as stated by the IEEE 802.3 standard
Operating Systems Support	
Operating system support:	Windows Linux FreeBSD VMware
General Technical Specifications	
Interface Standard:	PCI-Express Base Specification Revision 2.0 (5 GT/s)
Board Size:	Standard height short add-in card 167.64mm X 110.16mm (6.60"X 4.337")
PCI Express Card Type:	X4
PCI Express Voltage:	+12V +- 8%
PCI Express Connector:	Gold Finger: x4
Controller:	Intel 82580EB
Holder:	Metal Bracket: Full Height/Low profile Height
I/O:	Quad RJ45 located on edge of the board
Weight:	170gr (5.997 oz)
Power Consumption:	Normal mode: 4.68W, 0.39A at 12V: Typical all ports operate at 1000Mb/s. 3.36W, 0.28A at 12V: Typical all ports operate at 100Mb/s. 3.24W, 0.27A at 12V: Typical all ports operate at 10Mb/s. 2.52W, 0.21A at 12V: Typical No link at all ports. Bypass mode: 2.52W, 0.21A at 12V: Typical Bypass Mode

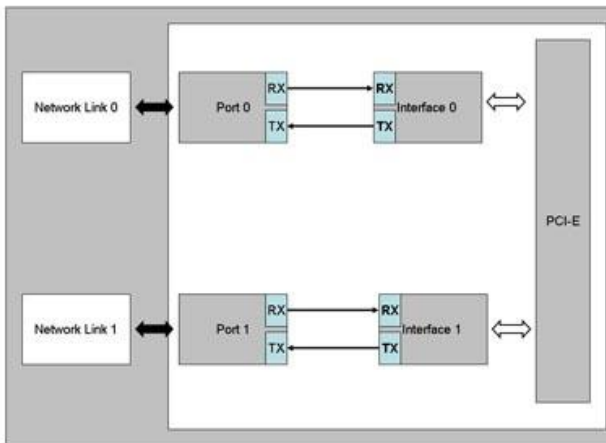
	<p>Disconnect mode: 2.52W, 0.21A at 12V: Typical Bypass Mode</p>
Operating Temperature:	0°C – 45°C (32°F – 113°F)
Storage Temperature:	-40°C–65°C (-40°F–149°F)
EMC Certifications:	<p>FCC Part 15, Subpart B Class A Conducted Emissions Radiated Emissions CE EN 55022: 1998 Class A Amendments A1: 2000; A2: 2003 Conducted Emissions Radiated Emissions CE EN 55024: 1998 Amendments A1: 2000; A2: 2003 Immunity for ITE Amendment A1: 2001 CE EN 61000-3-2 2000, Class A Harmonic Current Emissions CE EN 61000 3-3 1995, Amendment A1: 2001 Voltage Fluctuations and Flicker CE IEC 6100-4-2: 1995 ESD Air Discharge 8kV. Contact Discharge 4kV. CE IEC 6100-4-3:1995 Radiated Immunity (80-1000Mhz), 3V/m 80% A.M. by 1kHz CE IEC 6100-4-4:1995 EFT/B: Immunity to electrical fast transients 1kV Power Leads, 0.5Kv Signals Leads CE IEC 6100-4-5:1995 Immunity to conductive surges COM Mode; 2kV, Dif. Mode 1kV CE IEC 6100-4-6:1996 Conducted immunity (0.15-80 MHz) 3VRMS 80% A.M. By 1kHz CE IEC 6100-4-11:1994 Voltage Dips and Short Interruptions V reduc >95%, 30% >95% Duration 0.5per, 25per, 250per</p>
MTBF:	<p>167 years According to Telcordia SR-332 Issue 2 Environmental condition – GB (Ground, Fixed, Controlled). Ambient temperature 40°C.</p>
LEDs	
LEDs:	<p>(3) LEDs per port Link/Act LED :</p>

	Turns on link (Green), Blinks on activity (Green) Bypass LED: Turns on bypass (Green), Disconnect LED: Turns on disconnect (Green)
LEDs location:	LEDs are located on the PCB, visible via holes in the metal bracket holder
Connectors:	(1) Shielded Quad RJ-45

Functional Description

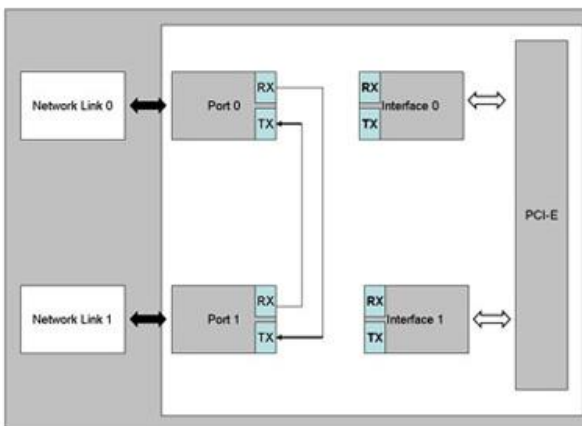
Silicom's Quad Port Bypass adapter supports Normal, Bypass and Disconnect modes. In Normal mode, the ports are independent interfaces (see Figure 1: Normal mode, one Bypass pair is illustrated).

Figure 1: Normal Mode Functional Block Diagram



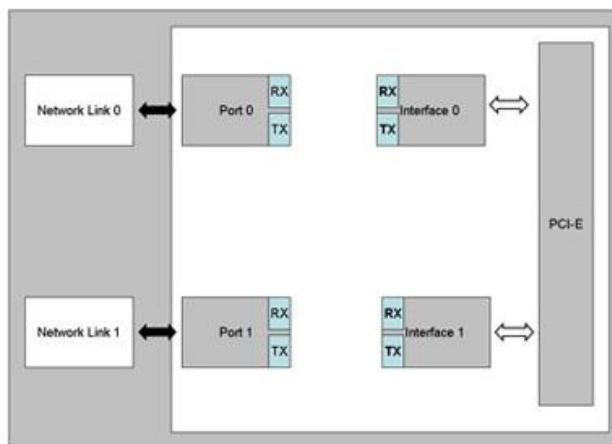
In Bypass mode, the connections of the Ethernet network ports are disconnected from the interfaces and switched over to the other port to create a crossed connection loop-back between the Ethernet ports. The connections of the interfaces are left unconnected. (See Figure 2: one Bypass pair illustrated)

Figure 2: Bypass Mode Functional Block Diagram



In Disconnect mode, the transmit connections of the Ethernet network ports are Disconnected from the interfaces. (See Figure 3: one Bypass pair illustrated)

Figure 3: Disconnect Mode Functional Block Diagram



Silicom's Quad Port Bypass adapter supports software programmable to select Normal, Bypass or Disconnect modes.

Silicom's Quad Port Bypass adapter supports Disable Bypass, Disable Disconnected capabilities; hence, if those adapters receive Disable Bypass capability / Disable Disconnect commands, the adapter does not Bypass / does not Disconnect its Ethernet ports, The Disable Bypass Capabilities are reserved also after power off. This feature enables to emulate a standard NIC.

Silicom's Quad Port Bypass adapter supports Disable supports setting the default mode at power up and power off. Those setting are reserved also after power off.

Order Information

P/N	Description	Notes
PE2G4BPI80-SD-R	Quad Port Copper Gigabit PCI Ethernet PCI Express Bypass Server Adapter	x4, Based on Intel 82580EB, PCI-E Gen 2.0, RoHS compliant

Model P/N -SD

-SD: Side Driver

-R: RoHS Compliant / Lead free adapter

1V2